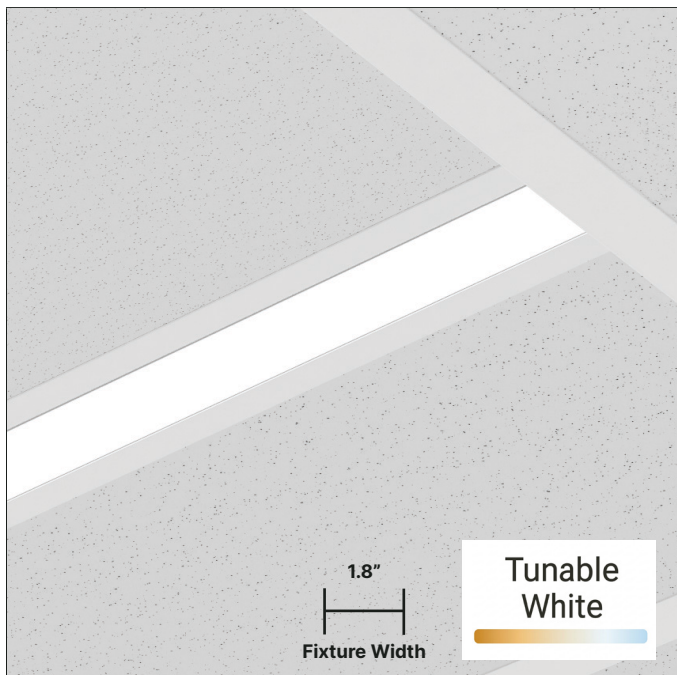


Project Name

Fixture Type



Description

- **Patented T-Bar Replacement** – The only patented linear lighting solution designed to directly replace a T-Bar, GRIDSlot1.5 is approved by Armstrong® Ceiling Systems and seismic tested to ensure reliable integration within suspended grid ceilings.
- **Low and Zero Plenum Design** – Built specifically for grid ceiling applications, GRIDSlot1.5 offers a zero plenum design that sits flush with the T-bar, enabling clean integration—even in no-plenum conditions
- **Easy Installation** – GRIDSlot1.5 can be positioned anywhere in the ceiling grid by mounting directly to a T-bar – in-line or cross-tile.
- **SmartBeam® Optical Control** – Advanced optics deliver high-performance beam distributions tailored to the space.
- **BABAA Compliant** – BABAA & TAA compliant in-house manufacturing in Woburn, MA with North American supply chain.

Key Facts

Dimensions	1.8" (W) X 1.5" (H)
Mounting Style	T-Bar / T-Bar Replacement
Standard Lengths	2FT, 4FT, 6FT, 8FT
Finishes	Powder Coated & Anodized
Housing Material	Extruded, Recycled Aluminum
Warranty	5-Year Warranty
Sustainability	Declare Listed & Red List Free
LED Performance	1,000 Lm/Ft, 150 Lm/W efficacy
LED Choices	Tunable White
Optics Choices	Flush, Regressed Lens & Micro Baffle
CRI / CCT	80/90+, 2700K to 6500K
Driver Options	Factory, Lutron & eldoLED
Emergency Backup	Emergency Circuit & Battery
Compatible Controls	Lutron, Casambi, Cooper, nLight
Power Cord	48"



Project Name

Fixture Type

Fixture Ordering

PRODUCT	FIXTURE LENGTH	FINISH
GSL1.5-FL-TW		

GSL1.5-FL-TW

1.5" Compact Linear LED T-Bar Mount

Standard Lengths

- L2** - 2 ft
- L4** - 4 ft
- L6** - 6 ft
- L8** - 8 ft

Custom Lengths

L_X_N_X

L=Feet, N=Inches.

Example: Specifying a 10'3" fixture should be specified as L10N3.

Custom fixtures are only available in 3" increments.

Powder Coated

- PMW** - Matte White
- PMB** - Matte Black
- PMG** - Matte Gray
- PRAL_** - Specify RAL #

Anodized

- ACL** - Clear Anodized
- ACU_** - Custom Anodized #

CRI	CCT	OPTIC (DIRECT ONLY)	DIRECT BEAM PATTERN	DIRECT OUTPUT

- 80** - Std. 80 CRI
- 90** - Std. 90 CRI

- XT** - Tunable
- XD** - Dim-to-Warm

Specify Tunable and Dim-to-Warm between 2700K-6500K

- OFL** - Flush Lens
- ORL** - Regressed Lens
- OMBW** - Micro Baffle, White
- OMBB** - Micro Baffle, Black

- DLAM** - Lambertian
- DBW60** - Batwing 60°
- DDA70** - Double Asym 70°
- DA4015** - Asym 40° at 15° Tilt
- DA3010** - Asym 30° at 10° Tilt
- DM70** - Medium 70°
- DN40** - Narrow 40°
- X_** - Specify Beam¹

- 35** - 350 lm/ft
- 50** - 500 lm/ft
- 75** - 750 lm/ft
- 100** - 1,000 lm/ft
- X_** - Specify lm/ft

LINE VOLTAGE (DC)	DRIVER LOCATION	REMOTE DRIVER (POWER)	MOUNTING TYPE

- UNV** - 120/277V
- 347** - 347V

- FMD** - Fixture Mounted Driver
- RD** - Remote Driver

- FD00** - Factory 0-10V 0.1% Dim
- FD01** - Factory 0-10V 1% Dim
- FD10** - Factory 0-10V 10% Dim
- FDDA** - Factory DALI 0.1% Dim
- FDDX** - Factory DMX Dim
- X_** - Specify Driver

- Lay-In (Drop-In) Ceiling Tile
- TC1** - 9/16" Flat T-Bar + Lay-In Tile Mount
- TC3** - 15/16" Flat T-Bar + Lay-In Tile Mount

Optional

EMERGENCY BACKUP	WIRELESS MODULE & SENSOR

- EMC** - Emergency Circuit
- EMB** - Emergency Battery (10 W — Remote)
- X_** - Specify Backup

- WCN** - Wireless Communication Node (Connected to LED Driver In-Fixture or In-Driver Box)
- PIR** - Wireless Communication Node + PIR Sensor (Standard Lens for Low Bay < 10')
- MW** - Wireless Communication Node + MW Sensor (Standard for Low Bay < 10')
- X_** - Other - Specify Embedded Component or Specific Non-Standard Sensor Detection Range

SmartBeam® Technology


The Ultimate Control of Lighting Distributions

SmartBeam makes it easy to specify the exact light required for any architectural space. Available in every FlexGrid product; it is now possible to create truly tailored and engaging lighting that transform spaces, improves visual comfort, and saves energy.


To learn more about our SmartBeam Technology, please click or scan the QR Code.




Direct Optics Choices






OFL - Flush Lens
























ORL - Regressed Lens



OMB - Micro Baffle

		
Flush Lens	Regressed Lens	Micro Baffle
OFL - Flush Lens	ORL - Regressed Lens	OMBW - White Micro Baffle
		OMB - Black Nano Baffle

DIRECT OPTICS	BEAM PATTERN						
	DLAM	DBW60	DDA70	DA4015	DA3010	DM55	DN40
Flush Lens							
Regressed Lens							
Micro Baffle							

LPW Efficacy Conversion Chart

CODE	CCT SELECTED							
	2200K	2700K	3000K	3500K	4000K	5000K	5700K	6500K
80	-	0.91	0.96	1.00	1.04	1.11	1.11	1.11
90	-	0.91	0.96	1.00	1.04	1.11	1.11	1.11

LPW Performance

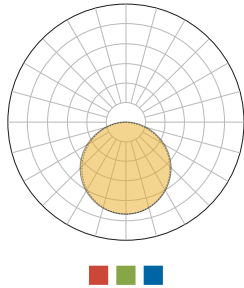
LM/W	DIRECT						
	DLAM	DBW60	DDA70	DA4015	DA3010	DM70	DN40
	83	141	123	131	130	149	151

Photometrics

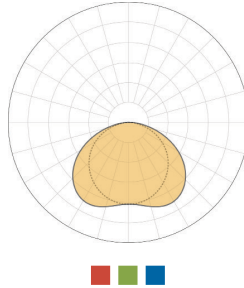
48" Length, 80+/3500K CRI/CCT

Static White Light

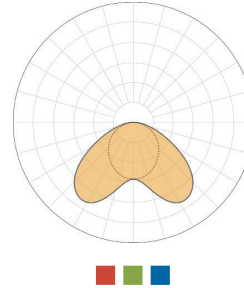
DLAM: Lambertian



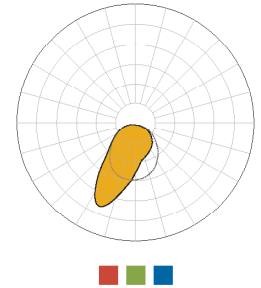
DBW60: Batwing 60°



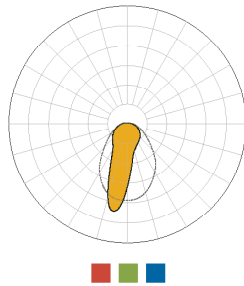
DDA70: Double Asymmetric 70°



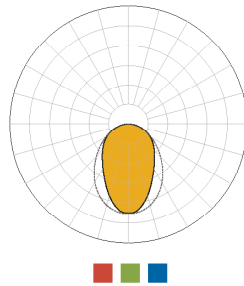
DA4015: Asymmetric 30° at 15° Tilt



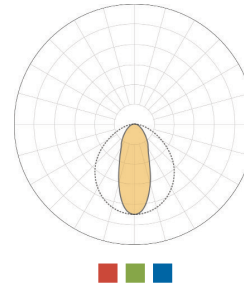
DA3010: Asymmetric 30° at 10° Tilt



DM70: Medium 70°



DN40: Narrow 40°

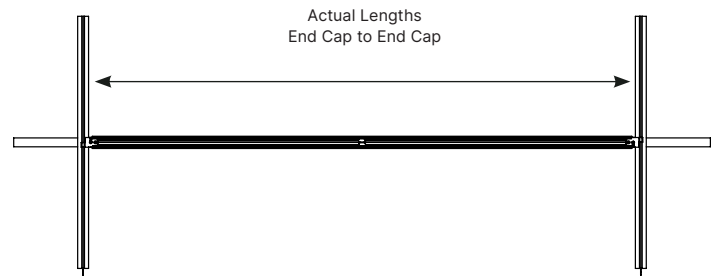
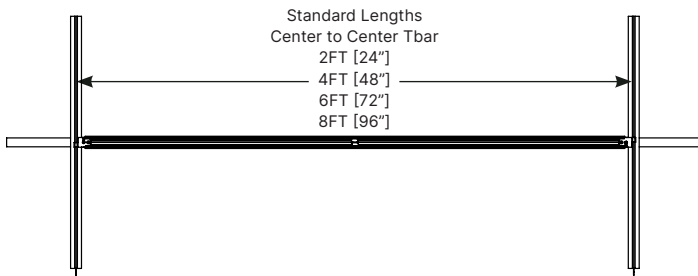
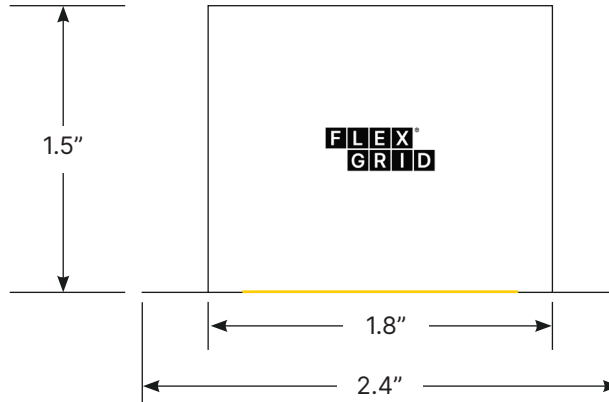



COMPATIBLE OPTIC		
FLUSH LENS	REGRESSED LENS	MICRO BAFFLE
■	■	■

BEAM	OUTPUT							
	350 LPF		500 LPF		750 LPF		1000 LPF	
	W/FT	LM/W	W/FT	LM/W	W/FT	LM/W	W/FT	LM/W
DLAM	4.2	83.3	6	83.3	9	83.3	12	83.3
DBW60	2.5	140	3.5	142.9	5.3	141	7.1	140.1
DDA70	2.8	125	4.1	122	6.1	123	8.1	123.5
DA4015	2.7	129.6	3.8	131.6	5.7	131	7.6	131.6
DA3010	2.8	125	3.9	128.2	5.8	130	7.7	129.9
DM70	2.3	152	3.3	151.5	5	149	6.7	149.3
DN40	2.3	152	3.3	151.5	5	151	6.7	149.3

Dimensions & Installation

Flush, Regressed, & Micro Baffle

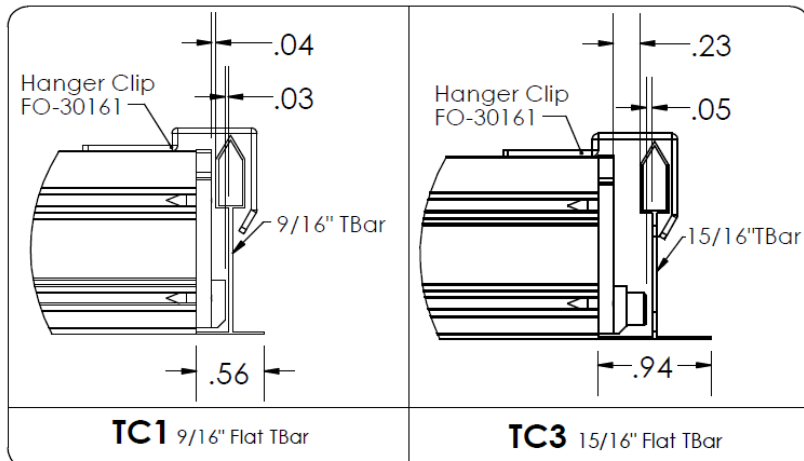


LENGTH	TC1	
	STANDARD LENGTHS	ACTUAL LENGTH
L2 - 2FT	24"	23.91"
L4 - 4FT	48"	47.91"
L6 - 6FT	72"	71.91"
L8 - 8FT	96"	95.91"

LENGTH	TC3	
	STANDARD LENGTHS	ACTUAL LENGTH
L2 - 2FT	24"	23.86"
L4 - 4FT	48"	47.86"
L6 - 6FT	72"	71.86"
L8 - 8FT	96"	95.86"

Grid Mounting Options

Specifically designed to fit standard T-Bar/Grid Spacing for seamless fit. Available with a range of accessories, mounts and inserts that provide easy customization of visual appearance and performance enhancements.



Technical Data

Finishes & Design Options

Housing Colors (Matte Finish)

- White (RAL9003)
- Black (RAL9005)
- Gray (RAL7001)
- Custom RAL

Housing Material

6063-T5 extruded, recycled aluminum

Mounting Brackets and Hardware

Sheet Metal

Flat End Cap Material

Machined or cast aluminum

Lens Options and Material

Flush and Regressed lens with Patented SmartOptics® made from Acrylic (PMMA). Micro Baffle lens options with Polycarbonate.

Standards & Certifications

Sustainability

Low carbon, environmentally conscious packaging and shipping methods

Compliance

BABAA & TAA compliant in-house manufacturing in Woburn, MA with North American supply chain



Certifications



Declare Listed and Red List Free

Low carbon, environmentally conscious packaging and shipping methods

Recyclable

SmartOptics and all powder coated and anodized parts are fully recyclable at end of life

Manufacturing

All FlexGrid products and associated optics and LED engines are assembled at our factory in Woburn, MA

Quality Assurance

Each product is engineered reliability and quality assurance tested

Declare.

Nano Series
XICO Lighting
Final Assembly: Woburn, MA, USA
Life Expectancy: 10+ Years
End of Life Options: Recyclable (99%)

Ingredients:
Aluminum, Glass, acids, chemicals, Poly(methyl methacrylate), Phenol, 4,4'-(1-methyl-4-phenylene)bis-, polymer with 2,2'-(5-methyl-1,3-dioxane)bis[4-(4-hydroxyphenyl)oxy]propane, 1,3-benzenedicarboxylic acid, 1,1-dimethyl ethyl polymer with 1,4-dimethyl 1,4-benzenedicarboxylate and 1,2-dihydroxyethyl, Polyethylene, Copper, Polyethylene Terephthalate, Barium sulfate, Hexafluoro Silicon, Phosphoric acid, phosphoric acid, dibutyl ester from Silicones and Silicones, 8-Mu, Chromium, metallic gold, Manganese, Titanium, Zinc, Nickel, chemicals

Declare Listed

At FlexGrid Lighting, we are committed to transparency and sustainability. That's why all our products are Declare listed, providing clear insights into their environmental footprint and safety. Look for these internationally recognized labels on FlexGrid products, packaging, or at flexgridled.com/declare.



Red List Free

FlexGrid Lighting is dedicated to creating safe, sustainable solutions. All our products are Red List Free, meeting the highest industry standards for healthy and environmentally responsible materials as defined by the International Living Future Institute (ILFI). Learn more at flexgridled.com/declare.

Quick Links


Product Page




SmartBeam



5-YR Warranty



Business Terms



Patents & Trademarks

